



EvoLution Series

Tube PreAmplifiers

EVO 100-3

EVO 200-3

EVO 300-3

EVO 400-3

Version 2.5 – April 19, 2021





PrimaLuna®

EvoLution Series

Table of Contents

Thank You!	3
Specifications	4ABCD
Warning - Package Contents - Initial Setup	5
Front and Back Panel Inputs, Outputs, Controls & Remote Function	6AB
Remote Control	7
Home Theater Through	8
PhonoLogue Chassis - PhonoLogue Board	9
Tube Basics	10
Fuse Protection - Electronic Protection	11
Troubleshooting	12
Notes	13, 14
Warranty Information	15
PrimaLuna Name & More	16

Copyright Durob Audio BV – 2019. All rights reserved.
Reproduction in whole or part of text, logo, graphics or schematics is strictly forbidden without permission, in writing, of Durob Audio BV.

The information in this manual is subject to change without further notice.



PrimaLuna®

EvoLution Series

Thank You!

We would like to thank you for choosing one of our PrimaLuna EVO Tube Preamplifiers at the heart of your music system. The EVO Tube Preamplifiers are the newest versions of the original first members of this family of affordable, high-quality tube products. The designers and builders of the PrimaLuna equipment all have a long history in high-end audio. We feel we have shown with PrimaLuna that we are able to offer a range of affordable yet elegant audio instruments that can easily compete with today's most expensive brands and we assure you we will continue that way. We firmly believe that our quality level will set the bar at a difficult height for other products to match.

This PrimaLuna EVO Tube Preamplifiers feature:

- Hand-made construction of a heavy-gauge, fully-vented steel chassis with a five coat finish, each coat hand-rubbed and polished, holding the finest point-to-point wiring, using workmanship that is normally only available at the highest price.
- Elegant style, heavy-metal remote controls for all EVO Tube Preamplifiers.
- Premium parts that include separate toroidal and EI transformers for left and right channel power supply; wide bandwidth for great bass and extended highs; ceramic tube sockets; motorized ALPS volume control; Nichicon and DuRoch capacitors; 5AR4 tube-rectifier-circuitry; gold-plated panel mounted RCA and XLR input and output jacks.
- A 100% shielded Phono chassis for mounting our optional MM PhonoLogue circuit.
- SoftStart™ circuit for extended life of sensitive components, plus a reduced chance of tube failure from thermal shock.
- All PrimaLuna power transformers include the PTP™ (Power Transformer Protection) circuit. When the power transformer overheats due to environmental circumstances, overloading or some problem in the unit, an internal thermal switch breaks the primary, allowing the unit to cool down before harm is done. After it's cooled, contact is restored and if nothing is broken, the preamp will repower and function properly.
- LIVE side of the AC input connector indicated by aluminium color screw.
- A minimum of 4 line-level inputs (RCA or XLR), depending on the model you own.
- 1 pair of RCA Tape Out, 2 pairs pre-out (RCA or XLR), depending on the model you own.

We hope that our PrimaLuna EVO Tube Preamplifiers will make you want to follow our next steps in expanding our range of products. If you have any questions or comments, don't hesitate to contact us. You can also share your thoughts with others, for example at the [FaceBook PrimaLuna Amplifiers Owners Group](#) or other review sites.

We keep our prices low by relying on word-of-mouth and customer feedback, and we would appreciate hearing what you have to say about our product. Finally, if you need service during or after the warranty period, please don't hesitate to contact us.

Thanks again for your support!

Herman van den Dungen
DUROB AUDIO BV



PrimaLuna®

EvoLution Series

Specifications	Model EVO 100-3
Output	2V / CH
Frequency Response	28 Hz – 50 kHz +/- 1 dB 15 Hz – 80 kHz +/- 3 dB
THD	< 0.2% @ 2V
S/N Ratio	93 dB (100 dB A weighted)
Input Impedance	220 kOhm
Input Sensitivity	580 mV (for rated output at maximum volume setting)
Gain	10.8 dB
Power Consumption	52 Watts
Weight	Net weight: 30.8 lbs / 14 kg Shipping Weight: 39.6 lbs / 18 kg
Dimensions	15.9" x 11" x 7.5" / 405 mm x 280 mm x 190 mm (L x W x H)
Shipping Dimensions	18.4" x 15.2" x 12.2" / 468 mm x 385 mm x 315 mm (L x W x H)
Inputs	4 pairs Stereo RCA
Outputs	1 pair RCA Tape, 2 pairs Stereo RCA
Tube Complement	2 x 5AR4, 2 x 12AX7, 2 x 12AU7
Output Impedance	2800 Ohm

All PrimaLuna products come with PrimaLuna Silver Label tubes which are pre-selected by us following our simple 60 out of 100 rule (PTS™ - Premium Tube Selection) and as such, are already “special” when compared to other standard tubes on the market.



PrimaLuna®

EvoLution Series

Specifications	Model EVO 200-3
Output	2V / CH
Frequency Response	28 Hz – 43 kHz +/- 1 dB 14 Hz – 92 kHz +/- 3 dB
THD	< 0.5% @ 2V
S/N Ratio	93 dB (100 dB A weighted)
Input Impedance	220 kOhm
Input Sensitivity	620 mV (for rated output at maximum volume setting)
Gain	10 dB
Power Consumption	51 Watts
Weight	Net weight: 39.6 lbs / 18 kg Shipping Weight: 48.4 lbs / 22 kg
Dimensions	15.9" x 14.4" x 8.1" / 405 mm x 365 mm x 205 mm (L x W x H)
Shipping Dimensions	22.7" x 18.4" x 12.4" / 577 mm x 468 mm x 315 mm (L x W x H)
Inputs	4 pairs Stereo RCA, 1 pair Home Theater Input
Outputs	1 pair RCA Tape, 2 pairs Stereo RCA
Tube Complement	2 x 5AR4, 4 x 12AU7
Output Impedance	2800 Ohm

All PrimaLuna products come with PrimaLuna Silver Label tubes which are pre-selected by us following our simple 60 out of 100 rule (PTS™ - Premium Tube Selection) and as such, are already “special” when compared to other standard tubes on the market.



PrimaLuna®

EvoLution Series

Specifications	Model EVO 300-3
Output	2V / CH
Frequency Response	18 Hz – 38 kHz +/- 1 dB 12 Hz – 75 kHz +/- 3 dB
THD	< 0.5% @ 2V
S/N Ratio	93 dB (98 dB A weighted)
Input Impedance	220 kOhm
Input Sensitivity	650 mV (for rated output at maximum volume setting)
Gain	9.7 dB
Power Consumption	61 Watts
Weight	Net weight: 52.8 lbs / 24 kg Shipping Weight: 63.8 lbs / 29 kg
Dimensions	15.9" x 15.2" x 8.1" / 405 mm x 385 mm x 205 mm (L x W x H)
Shipping Dimensions	22.7" x 18.4" x 12.4" / 577 mm x 468 mm x 315 mm (L x W x H)
Inputs	5 pairs Stereo RCA, 1 pair Home Theater Input
Outputs	1 pair RCA Tape, 2 pairs Stereo RCA
Tube Complement	2 x 5AR4, 6 x 12AU7
Output Impedance	256 Ohm

All PrimaLuna products come with PrimaLuna Silver Label tubes which are pre-selected by us following our simple 60 out of 100 rule (PTS™ - Premium Tube Selection) and as such, are already “special” when compared to other standard tubes on the market.



PrimaLuna®

EvoLution Series

Specifications	Model EVO 400-3
Output	2V / CH
Frequency Response	18 Hz – 38 kHz +/- 1 dB 12 Hz – 75 kHz +/- 3 dB
THD	< 0.5% @ 2V
S/N Ratio	93 dB (98 dB A weighted)
Input Impedance	220 kOhm
Input Sensitivity	650 mV (for rated output at maximum volume setting)
Gain	9.7 dB
Power Consumption	61 Watts
Weight	Net weight: 52.8 lbs / 24 kg Shipping Weight: 63.8 lbs / 29 kg
Dimensions	15.9" x 15.2" x 8.1" / 405 mm x 385 mm x 205 mm (L x W x H)
Shipping Dimensions	22.7" x 18.4" x 12.4" / 577 mm x 468 mm x 315 mm (L x W x H)
Inputs	3 pairs Stereo RCA, 2 pairs Stereo XLR, 1 pair Home Theater Input
Outputs	1 pair RCA Tape, 1 pair Stereo RCA, 1 pair Stereo XLR
Tube Complement	2 x 5AR4, 6 x 12AU7
Output Impedance	256 Ohm

All PrimaLuna products come with PrimaLuna Silver Label tubes which are pre-selected by us following our simple 60 out of 100 rule (PTS™ - Premium Tube Selection) and as such, are already "special" when compared to other standard tubes on the market.



PrimaLuna®

EvoLution Series

Warning

To prevent serious injury, electrical shock or fire:

- Do not operate with the bottom plate removed. Keep away from rain and moisture.
- Disconnect the ac mains cable before changing fuses and/or tubes.
- Do not replace fuses with any fuse other than the same type and rating as used by the factory.
- Do not replace tubes without reading instructions.
- Do not replace fuses or tubes if you have any doubt about your ability to do so.
- We accept no responsibility for any personal or material damage due to incompetent use or users.

Package Contents

EVO Tube Preamplifier	1 piece
EVO Remote Control	1 piece
Power Cord	1 piece
This Owner's Manual	1 piece
White Gloves	1 pair
Tube Complement	See specification pages
Spare Mains Littelfuse Model 213 fuse	1 piece




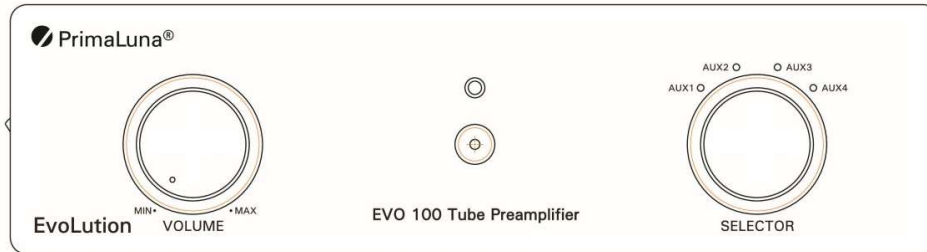
Initial Setup

- Don't wear a watch or rings and carefully remove the EVO Tube Preamplifier from its packaging. Once the plastic bag has been removed, use the white gloves to prevent fingerprint smudges.
- Remove the tube cage by carefully pulling it up and away from the preamplifier.
- Remove the protective foam surrounding the tubes.
- Tubes are already installed.
- Check that each tube is firmly and straightly seated in its socket. Use gloves provided.
- Replace cage back in its place if desired.
- Check to see the power switch is off (down).
- Connect each source to the corresponding plugs.
- Connect the output of the preamplifier with the input of the power amp.
- Connect your speaker wires, positive to positive, negative to negative to your poweramp.
- Plug the power cord into the preamplifier and power amplifier(s), then into the wall socket.
- Switch on your sources. Then switch the preamplifier on. The main outputs will be muted for 60 seconds while the tubes warm up.
- Switch the power amplifier on when the mute of the preamplifier is released.

PrimaLuna®

EvoLution Series

Front Panel Outputs, Controls & Remote Function

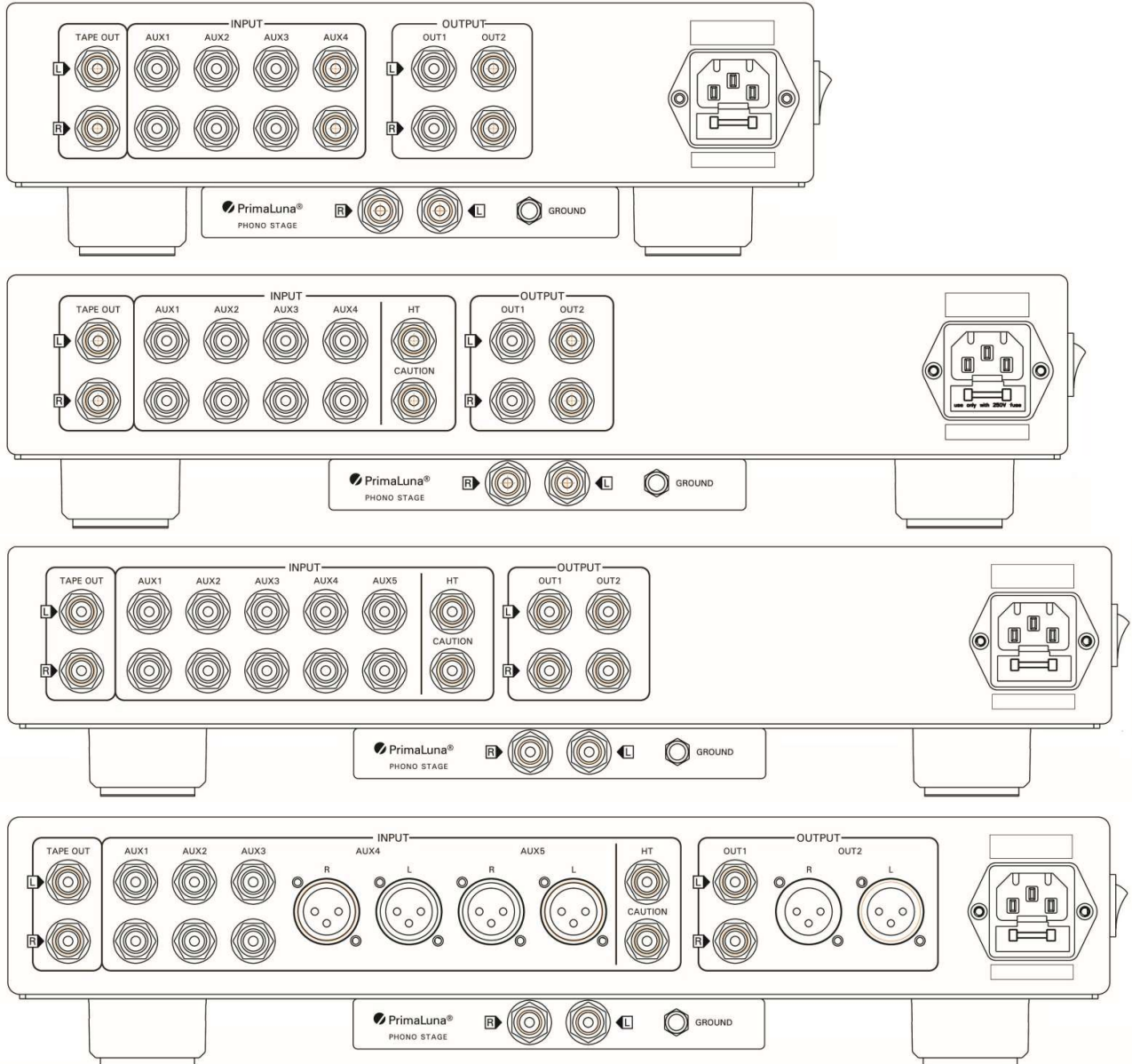


PrimaLuna front panels are made from machined aluminium, finished to match the black/blue metallic chassis. The volume is controlled with the knob on the left, source selection is on the right. Both volume and source can also be selected by remote control. Your sources are labeled AUX 1, AUX 2, etc (no functional differences between these) eventually HT. The heavy metal remote control that comes with your PrimaLuna EVO Tube Preamp can be used for selecting sources and adjusting volume. It also can be used to control functions on all PrimaLuna CD players. The power switch is located on the left side of the amp, just behind the front plate.

PrimaLuna®

EvoLution Series

Back Panel Inputs, Outputs

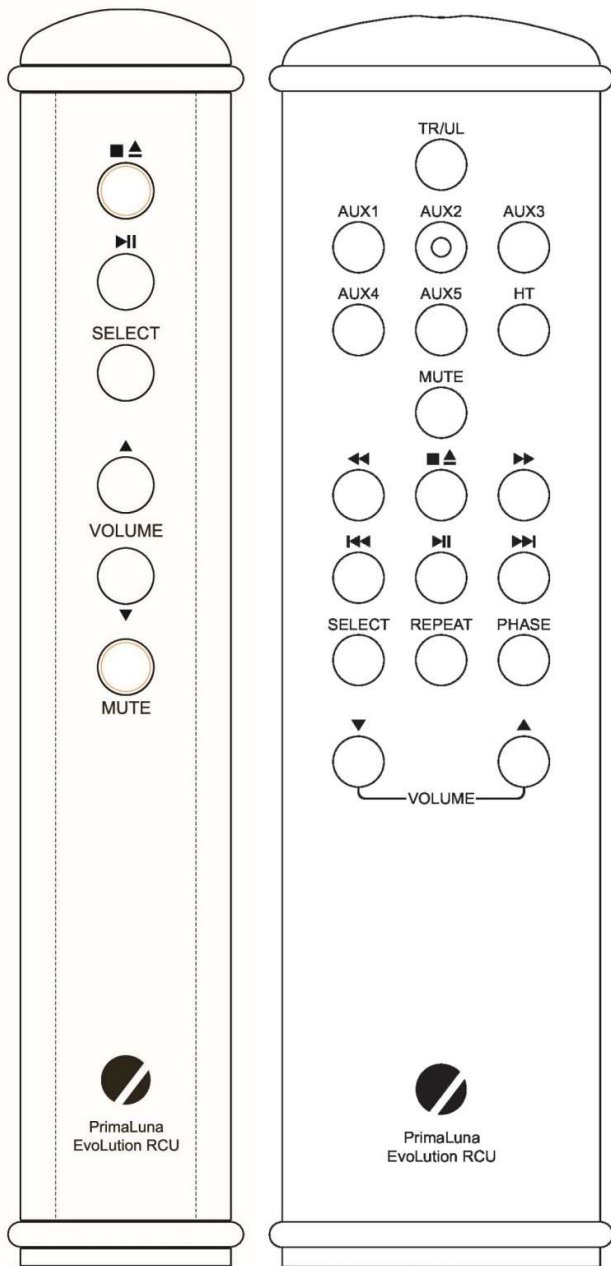


At the rear panel, you will find your inputs, eventually the HT Pass-Thru, Tape Out and preamp outputs.

PrimaLuna®

EvoLution Series

Remote Control



Attention! Due to increasingly stringent safety measures, it can happen that the remote control arrives without batteries installed.

The functions of the EVO Tube Preamplifiers Remote Controls are self-explanatory. It controls source selection, volume & mute functions. The remote will also control the basic functions of the PrimaLuna CD players.

The EVO Tube Preamplifier Remote Controls have two high-quality silicon rubber rings on each end to protect it from becoming damaged or damaging your furniture. These rings can be easily removed in case batteries have to be replaced.

In the event your remote control does not function, please first check the battery/batteries. To access the battery compartment, remove the rubber rings and unscrew the back plate.

Use 2 x AAA for the BIG remote and 1 x CR2032 for the small size remotes. Do NOT use rechargeable batteries!

You can also check your remote here:
<https://primalunablog.com/?s=remote>

If the remote still does not function, contact your dealer for further assistance.



PrimaLuna®

EvoLution Series

Stereo Home Theater Pass Thru

Your PrimaLuna Tube Preamplifier or Integrated Amplifier might be equipped with a home theater pass thru that allows you to enjoy your stereo source material and the 2 main channels of your separate home theater processor. The home theater passes thru completely removes the preamp section from the signal path.

Connecting Your Surround Sound Component

To avoid damaging your equipment, always make sure everything is turned off and unplugged from the wall before connecting your components. Connect your stereo sources and speakers as normal.

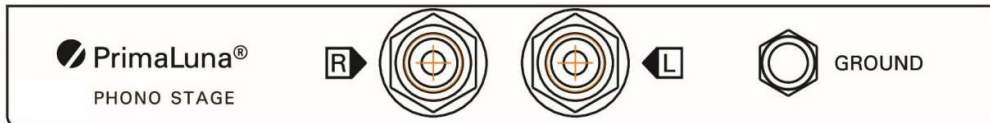
To integrate your PrimaLuna Tube Preamplifier or Integrated Amplifier into your home theater system, take the front left & right preamp outputs from your A/V processor or receiver and plug them into the “HT” input on the back of the PrimaLuna Tube Preamplifier or Integrated Amplifier.

When you want to watch a movie, simply turn the PrimaLuna Tube Integrated Amplifier on, and switch the input to “HT.” **Attention: double-check if the volume of your home theatre processor is at minimum!** Now control the volume via your home theater processor as normal.

We recommend you go into the setup menu of your processor to match the levels of the front Left & Right speakers to match the volume of your center channel. Consult your processor’s manual for more information.

PrimaLuna® EvoLution Series

PhonoLogue Chassis (standard)




Every EVO Integrated Amplifier and Preampifier comes standard with an extra chassis mounted on the bottom plate. This extra chassis is meant for installation of our MM PhonoLogue board. It provides extra space, which is in most PrimaLuna EVO models not available anymore and it provides an extra shielded environment for less hum and noise mounting of the sensitive phono stage.

PhonoLogue MM Board (optional)

Our PhonoLogue phono stage can be installed at any time by your dealer or any qualified person. Ask for the PhonoLogue installation bulletin.

The PhonoLogue MM phono stage with RIAA equalization takes the place of the AUX2 input. It provides superior sound quality on a tiny footprint. We use Surface Mount Technology implementation for shortest signal paths as well as minimum parasitic capacitances and inductances. Excellent parts throughout, selected on sound quality as first priority: miniature film capacitors, minimef resistors, superior opamp for highest accuracy, lowest noise, highest speed and most robust drive capabilities into the RIAA correction stage, resulting in a very detailed, open and lifelike sound from any LP record. Low impedance electrolytics, super low-noise power supply. Dimensions: small as a big stamp!



Specifications:

- Frequency Response: 10Hz - 50kHz
- Input Impedance: 50 kOhm
- Gain: 42dB (127x)
- RIAA accuracy: <0,5B 20Hz - 20kHz
- Overload Margin: >20dB rel 5mV
- Harmonic Distortion & noise: -83dB
- Size: 3.2 x 3.8 cm (1.26" x 1.5")

PrimaLuna®

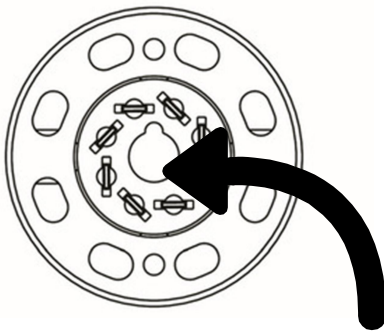
EvoLution Series

Tube Basics

The 12AX7 and 12AU7 tubes will have a life of about 5,000 to 10,000 hours. However, the life span of power tubes is more difficult to predict. It greatly depends on how "gently" or "roughly" you use your amplifier. In general, under normal conditions, you can figure between 2,000 and 3,000 hours.

Here are some guidelines on using tubes:

- Do not use treatments on tube pins or in sockets.
- If you decide to experiment with other tube types, it's best not to swap tubes in and out repeatedly. To do so requires you to turn your amplifier off and on and you never want to cycle amplifiers on and off rapidly. They should be left off for at least five minutes. Further, every time you insert a tube, you stand a chance of loosening the tube sockets. It's okay to have fun, and we support that, but don't go crazy and swap tubes in and out twenty times a day.
- Do not leave the amplifier on 24 hours a day. Just a short warm-up is required for the PrimaLuna to get into its groove.
- Break-in yields improvements. Every tube, when new, needs to be left alone for a little while. So, when your amplifier is new, or when you re-tube it, allow a little time to settle in. There is, however, no fixed "time rule" for break-in.
- Tubes can vary electrically, and by plugging in the wrong type of tube you can damage the amplifier and void your warranty.
- Please note to use same type or equivalent tubes for a replacement!



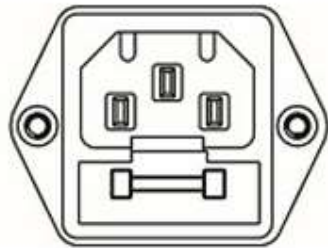
Some tubes and tube sockets have a "center key" which must line up! If you misalign them and use brute force, you will damage important and expensive parts of your amplifier!!

PrimaLuna[®]

EvoLution Series

Fuse Protection

Warning! Fuses are safety valves. They should always be replaced with the exact same value and type. Never attempt to check or replace a fuse while the amp is plugged in. Turn it off and unplug the AC cord before continuing. Wait 10 minutes to let tubes cool down and the circuit to fully discharge.



Mains Fuse: The mains fuse is located on the rear of the preamplifier, just below the power cord socket (see picture on the left). The fuse rating is 1 x **Littelfuse 213 Series** 1A Slow Blow 5 x 20mm fuse for 100-125VAC and **Littelfuse 213 Series** 0.5A Slow Blow 5 x 20mm fuse for 200-250VAC. Always replace with the same type and value fuse! **Littelfuse 213 is a special time-delayed slow blow fuse! Not a standard slow blow fuse!** The fuse holder can be opened using a small slotted flat blade screwdriver.

The IEC connector is mounted with 2 different color screws. One silver, one black. The silver screw indicates the Live AC in the IEC connector. It helps with the "correct" connection to AC. Nevertheless always check the AC cable by measuring as not every AC cable is constructed the same way.



PrimaLuna®

EvoLution Series

Troubleshooting Tips

No output. The power switch is on, but the power LED is off and tubes do not light up.

- *AC cable makes a bad connection in the IEC connector. Please check.*
- *Mains fuse is broken. Please check.*
- *PTP™ (Power Transformer Protection) protection may have switched off the power transformer. If so, the amplifier will switch on again after the internal temperature of the power transformer returns to normal. Overheating might be caused by higher environment temperature than normal or heavy use.*

Noise or hum coming from one channel (eventually when you change your volume setting).

- *Noisy tube. At first swap the two inner small tubes left to right. If noise follows the tube swap then you have found the problem tube. If noise does not follow, swap the next set of two small tubes left to right, eventually the next set in case your amplifier has 6 small tubes.*
- *Possible bad rectifier tube. Swap the rectifier tubes from right to left. If hum follows the swap, you have found the problem tube.*

Noise/distortion coming from both channels.

- *Tubes may be in need of replacement.*



EvoLution Series

Notes



EvoLution Series

Notes



PrimaLuna®

EvoLution Series

Warranty Information

Two-year limited warranty

Six-month warranty on stock vacuum tubes

Terms & Conditions

1. Limited to the original purchaser. This warranty is for the sole benefit of the original purchaser of the covered product, and may not be transferred to a subsequent owner.

2. Conditions & Limitations. This warranty is subject to conditions and limitations, as follows. This warranty is void and inapplicable if the product has not been used in accordance with the instructions found elsewhere in this manual, or if it has been misused, abused, damaged by accident or neglect, or in transport once in possession of purchaser. The warranty is also void if the product has been tampered with or has been repaired or modified by anyone other than Durob Audio BV or its specifically authorized representatives.

3. Remedy. If this product contains material, manufacturing, or workmanship defects, it must be packed in original packaging and returned to Durob Audio BV or its authorized representative via insured freight, at the owner's expense. Returned products must be accompanied by a written description of the defect, and a return authorization number (available from Durob Audio BV or the authorized representative via e-mail). Upon receipt of the defective product, Durob Audio BV or the authorized representative agrees to repair the product without charge for parts (except vacuum tubes if the unit is more than 6 months old), or labor. The product will then be returned via prepaid, insured freight, with the carrier at the sole determination of Durob Audio BV or the authorized representative. This constitutes the purchaser's sole remedy.

4. Design change. Durob Audio BV and its partners reserve the right to modify their products or change specifications at any time without obligation or liability to previous purchasers.

5. Miscellaneous. Any implied warranties relating to the above product shall be limited to the duration of this warranty. This warranty does not extend to any incidental or consequential costs or damages to purchaser or third-parties. Our liability will be no more than the amount you paid for the product that is the subject of a claim. This is the maximum amount for which we are responsible. This warranty gives you specific legal rights. You may also have other rights which vary from country to country and state to state.



PrimaLuna®

EvoLution Series

PrimaLuna Illumination

Herman van den Dungen: **PrimaLuna** ► *in the Italian language is "First Moon". My grandfather was the first "Herman". My grandmother, an aristocratic lady in a small Dutch village, had a special name for her husband: "Maantje", which means Little Moon (which became also the name of our small dog), van den Dungen. The people in the village adopted that name, and having a strong accent, they soon called him "Maontje" van den Dungen. My father's first name was Cor, but in the village, it was of course "Cor from Maontje van den Dungen". I was of course "Herman from Cor from Maontje van den Dungen" etc. That's why I thought of First Moon as a brand name and that's why the logo is how it is◀*

Loris Arrigucci: **PrimaLuna** ► *believe it or not ... I discovered a small town located 50Km north of Milano called Primaluna!!! Please get yourself a map from Italy. You'll find Primaluna town near the upper-right corner. It is located 50Km north of Milano near the Lake of Como. This should eliminate every doubt regarding "Italian" origin of Primaluna name. I've read the "history" section of the Primaluna village web site and found the following (literally translated):*

One probable interpretation of the name of the village comes from Latin "Primum Lumen", which means "First Light" of Christianity since the very first evidence of Christianity in this region dates 495 Annus Domini. "First Light" translates into "Prima Luce" in Italian and this seems very interesting to me: PrimaLuce (FirstLight) is the first light that we, hi-fi lovers with small budgets, can see in this world of darkness populated by way too expensive esoteric gears◀



Please contact us for registering your **PrimaLuna EVO** tube product. We will keep you updated on any upgrades or any other information related to your product. If you wish to comment on your **PrimaLuna EVO** tube product, please do. If you want to send us a review of your experience with the amplifier, you are more than welcome to. If you want to discuss with other **PrimaLuna** owners, join the completely independent [FaceBook PrimaLuna Amplifiers Owners Group](#). If you have any technical questions, please don't hesitate to contact us. We thank you upfront for your time and attention.

National distribution:

Worldwide distribution:

Durob Audio BV
P.O. Box 109
5250 AC Vlijmen
The Netherlands

Email: primaluna@primaluna.nl

Website: www.primaluna.nl