

CLASSIC LINE 2013



[audio physic]

No loss of fine detail

[CLASSIC LINE]

CLASSIC LINE

Glass black high gloss

Glas schwarz hochglanz



CLASSIC 30



CLASSIC 10



CLASSIC
ON-WALL*



55" TV




CLASSIC CENTER



Eight new special glass colours

Acht neue Glas-Spezialfarben

The new CLASSIC LINE





LUNA Subwoofer*



CLASSIC COMPACT



CLASSIC 20

- A sandwich cabinet construction
- New surfaces: Glass high gloss
- A new bass reflex construction integrated into the sandwich construction (CLASSIC 10, Center and Compact)
- Newly developed loudspeaker systems
- A connection terminal with WBT nextgen™ terminals
- Interchangeable front panels (open or covered in fabric)

* Without WBT nextgen™ terminals

- Sandwich-Gehäuse-Konstruktion
- Neue Oberflächen: Glas Hochglanz
- In die Sandwichkonstruktion integrierte, neuartige Bassreflexkonstruktion (CLASSIC 10, Center, Compact)
- Neu entwickelte Lautsprechersysteme.
- Anschlussterminal mit WBT nextgen™ Klemmen.
- Austauschbare Frontblenden (offen oder mit Stoff bespannt).


* Ohne WBT nextgen™ Klemmen

[CLASSIC 30]

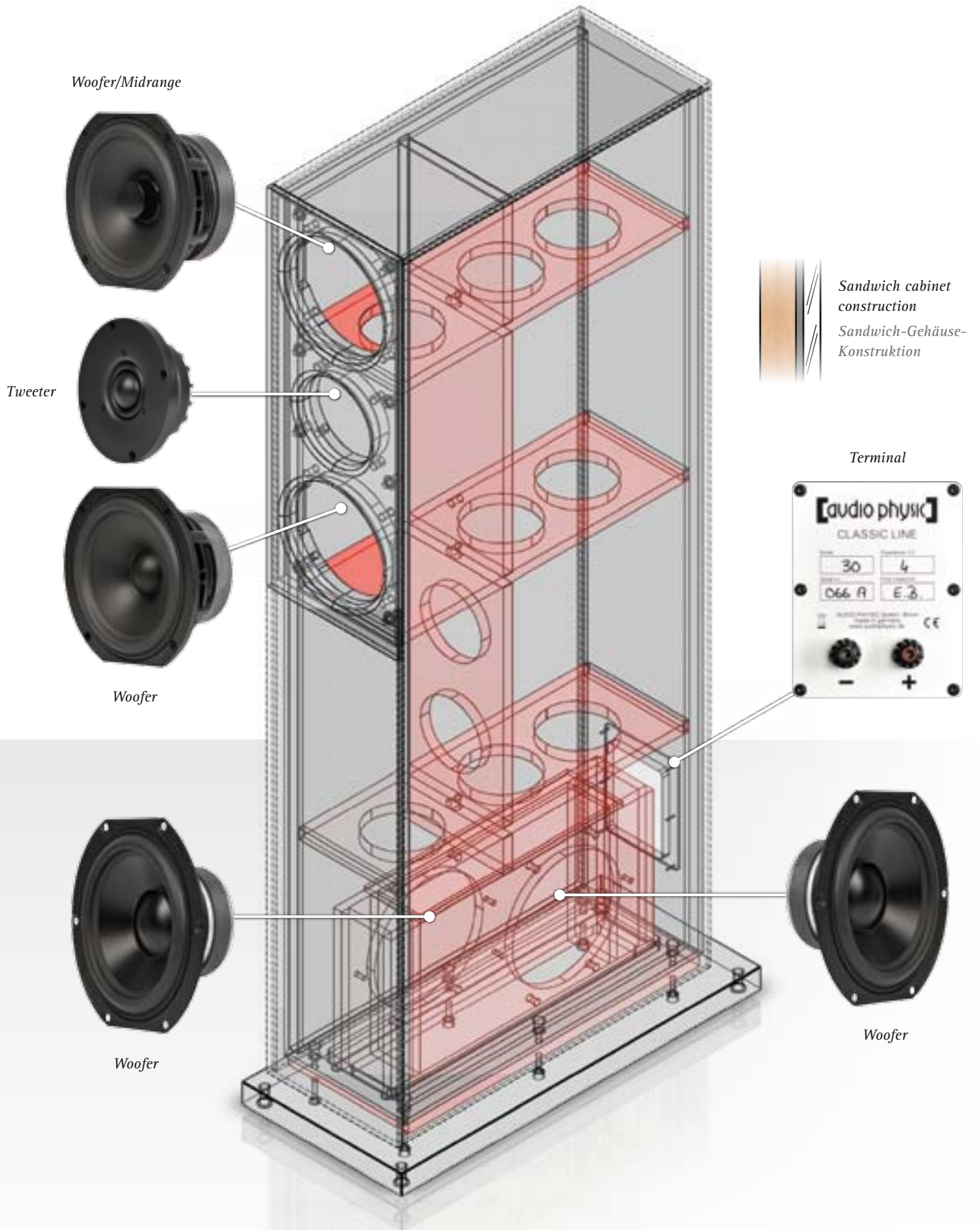


*CLASSIC 30
Walnut / Walnuss*



 *Eight new special glass colours
Acht neue Glas-Spezialfarben*

*CLASSIC 30
Glass caramel brown high gloss
Glas Karamel Braun hochglanz*



[CLASSIC 20]



*CLASSIC 20
Glass fluo green high gloss
Glas leuchtend Grün hochglanz*



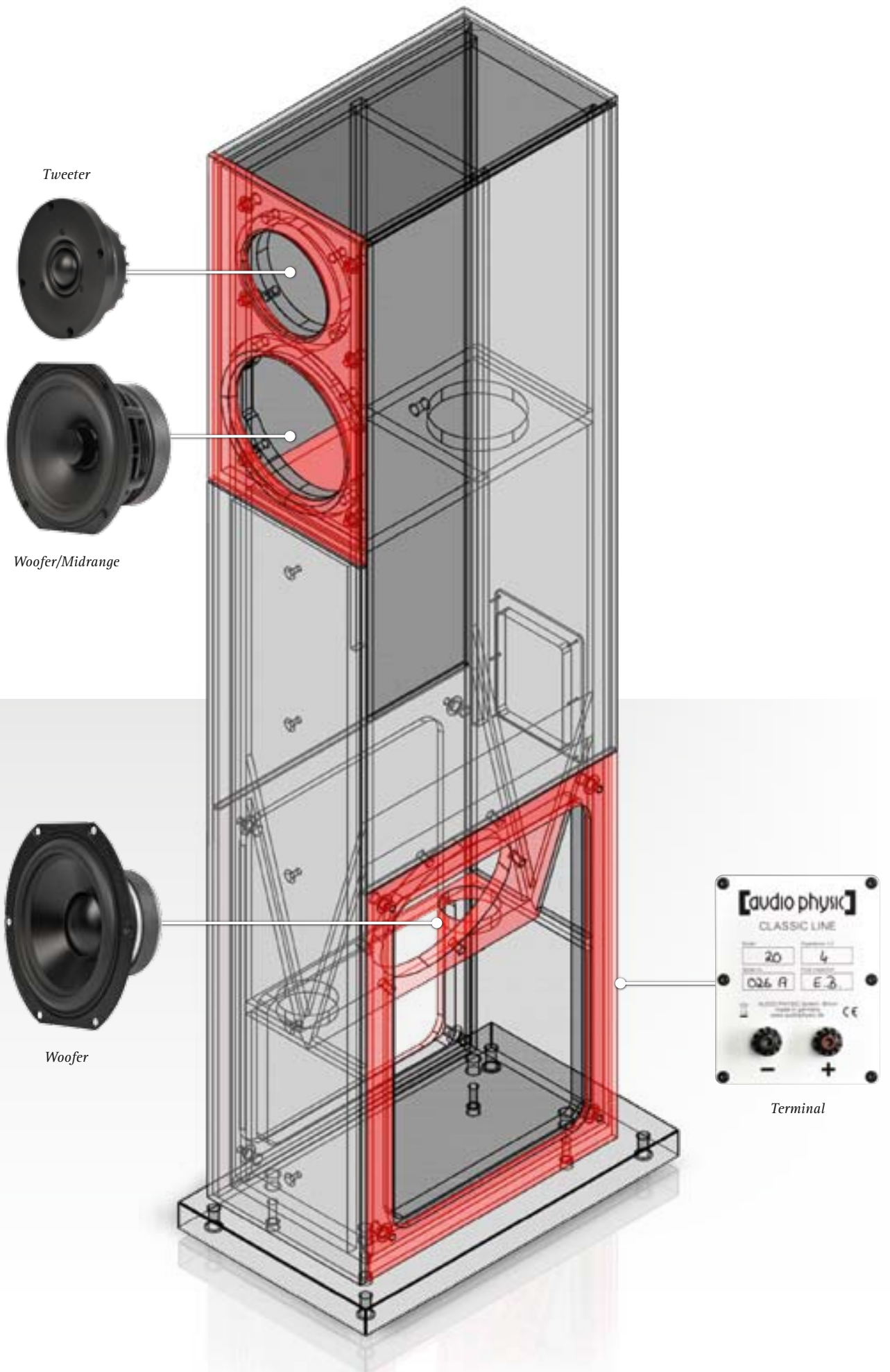
*CLASSIC 20
Oak / Eiche*



*CLASSIC 20
Glass purple red high gloss
Glas Purpurrot hochglanz*



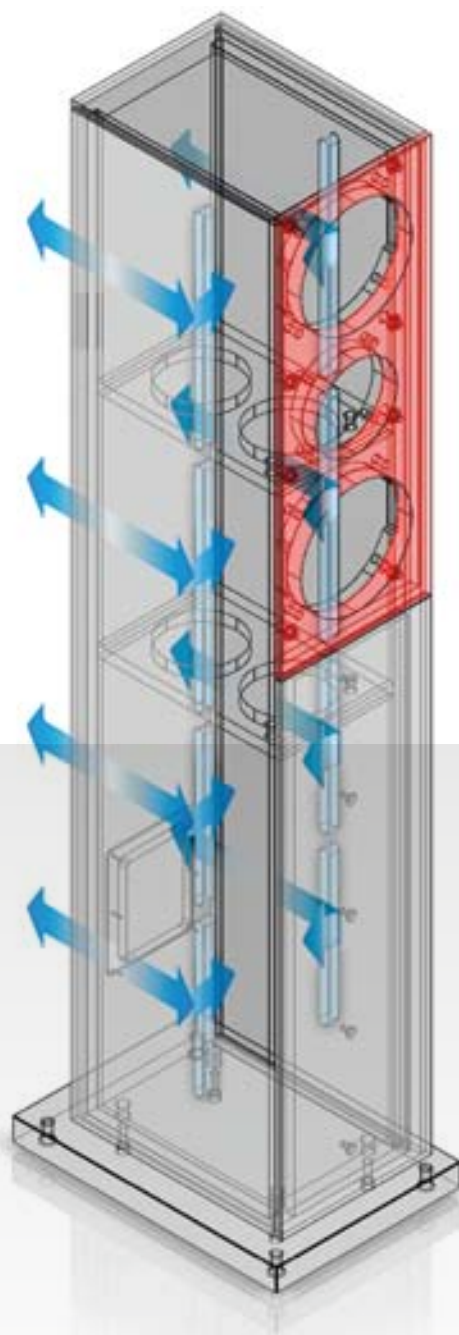
*Eight new
special glass colours
Acht neue
Glas-Spezialfarben*



[CLASSIC 10]



CLASSIC 10
Glass white high gloss
Glas weiß hochglanz





CLASSIC 10
Walnut
Walnuss



CLASSIC 10
Glass fluo green high gloss
Glas leuchtend grün hochglanz



CLASSIC 10
Glass oyster white high gloss
Glas Perlweiß hochglanz



CLASSIC 10
Glass blue lagoon high gloss
Glas Blaue Lagune hochglanz



Eight new
special glass colours
Acht neue
Glas-Spezialfarben



Tweeter



Woofer/Midrange



Woofer

[CLASSIC CENTER]



*Eight new
special glass colours*

*Acht neue
Glas-Spezialfarben*

*CLASSIC CENTER
Glass black high gloss
Glas schwarz hochglanz*



[CLASSIC COMPACT]



*CLASSIC COMPACT
Glass black high gloss
Glas schwarz hochglanz*



*CLASSIC COMPACT
Glass white high gloss
Glas weiß hochglanz*



*CLASSIC COMPACT
Walnut / Walnuss*



*Eight new special glass colours
Acht neue Glas-Spezialfarben*



CLASSIC CENTER
Oak / Eiche



[LUNA]



LUNA Subwoofer
Glass black high gloss
with optional VCF II M8
Glas schwarz hochglanz
optional mit VCF II M8



LUNA Subwoofer
Glass white high gloss
with optional VCF II M8
Glas weiß hochglanz
optional mit VCF II M8



High-performance
Class D amplifier
Leistungstarker
Class D Verstärker

[CLASSIC ON-WALL]



Woofer/Midrange



Tweeter





55" TV



CLASSIC ON-WALL
Glass black high gloss
Glas schwarz hochglanz



Tweeter

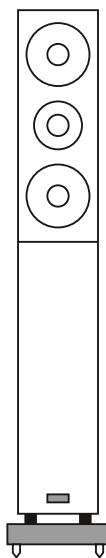


Woofer/Midrange

[Technical Data]

NEW


[CLASSIC LINE]



CLASSIC 30




CLASSIC 20



CLASSIC 10

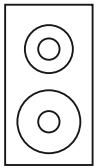
Height / Höhe:	1055 mm / 41.5"	1055 mm / 41.5"	1055 mm / 41.5"
Width / Breite:	170 mm / 6.7"	170 mm / 6.7"	170 mm / 6.7"
Depth / Tiefe:	410 mm / 16.1"	290 mm / 11.4"	240 mm / 9.5"
Required space (WxD) Grundfläche (BxT):	210 x 470 mm 8.3" x 18.5"	210 x 350 mm 8.3" x 13.8"	210 x 300 mm 8.3" x 11.8"
Weight / Gewicht:	~ 27 kg / 33 kg	~ 18 kg / 22 kg	~ 16 kg / 22 kg
Recommended amplifier power/ Empfohlene Verstärkerleistung:	25 – 180 W	25 – 150 W	20 – 120 W
Impedance / Impedanz:	4 Ω	4 Ω	4 Ω
Frequency range / Frequenzgang:	31 Hz - 30 kHz	34 Hz - 30 kHz	38 Hz - 30 kHz
Sensitivity / Wirkungsgrad:	89 dB	89 dB	89 dB

[Veneers / Furniere]

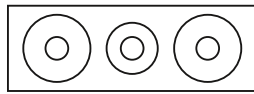


It is the fine real wood veneer finish that makes a loudspeaker unique. Texture and wood grain gives each one its own unique look.

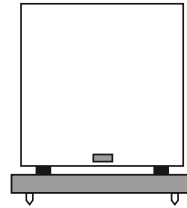
Ein erstklassiges Echtholz-Furnier macht jeden Lautsprecher zum Einzelstück. Keine Struktur, keine Maserung gleicht der anderen.



CLASSIC COMPACT

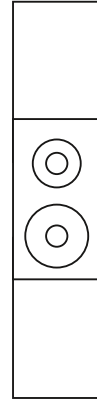


CLASSIC CENTER



LUNA

NEW



CLASSIC ON-WALL *

315 mm / 12.4"	170 mm / 6.7"	400 mm / 15.8"	785 mm / 30.7"
170 mm / 6.7"	455 mm / 17.9"	360 mm / 14.2"	170 mm / 6.7"
240 mm / 9.5"	240 mm / 9.5"	360 mm / 14.2"	90 mm / 3.5"
170 x 240 mm 6.7" x 9.5"	455 x 240 mm 17.9" x 9.5"	380 x 380 mm 15" x 15"	-
~ 6,5 kg / 8 kg	~ 8.5 kg / 10.5 kg	~ 19 kg	~ 9 kg
20 - 100 W	20 - 100 W	-	20 - 100 W
8 Ω	4 Ω	600/30.000 Ω	8 Ω
50 Hz - 30 kHz	44 Hz - 30 kHz	30 Hz - 150 kHz	50 Hz - 30 kHz
86 dB	89 dB	-	86 dB

* Exclusively in glass black or white high gloss
Ausschließlich in Glas Schwarz oder Weiß hochglanz

[Glass Finishes]



[Special Glass Finishes]




Portfolio 2013



[audio physic]

No loss of fine detail

More in "Portfolio 2013"
Mehr im „Portfolio 2013“



[audio physic]

No loss of fine detail

Audio Physic GmbH
Almerfeldweg 38 ■ 59929 Brilon - Germany
Tel. +49 (0)2961-96170 ■ Fax +49 (0)2961-51640
info@audiophysic.de ■ www.audiophysic.de